

36 VIONARO CUTLERY & UTENSIL KIT INFORMATION

INTRODUCING THE 3 CUTLERY/UTENSIL DIVIDERS USED TO COMPOSE THE DIFFERENTS KITS.

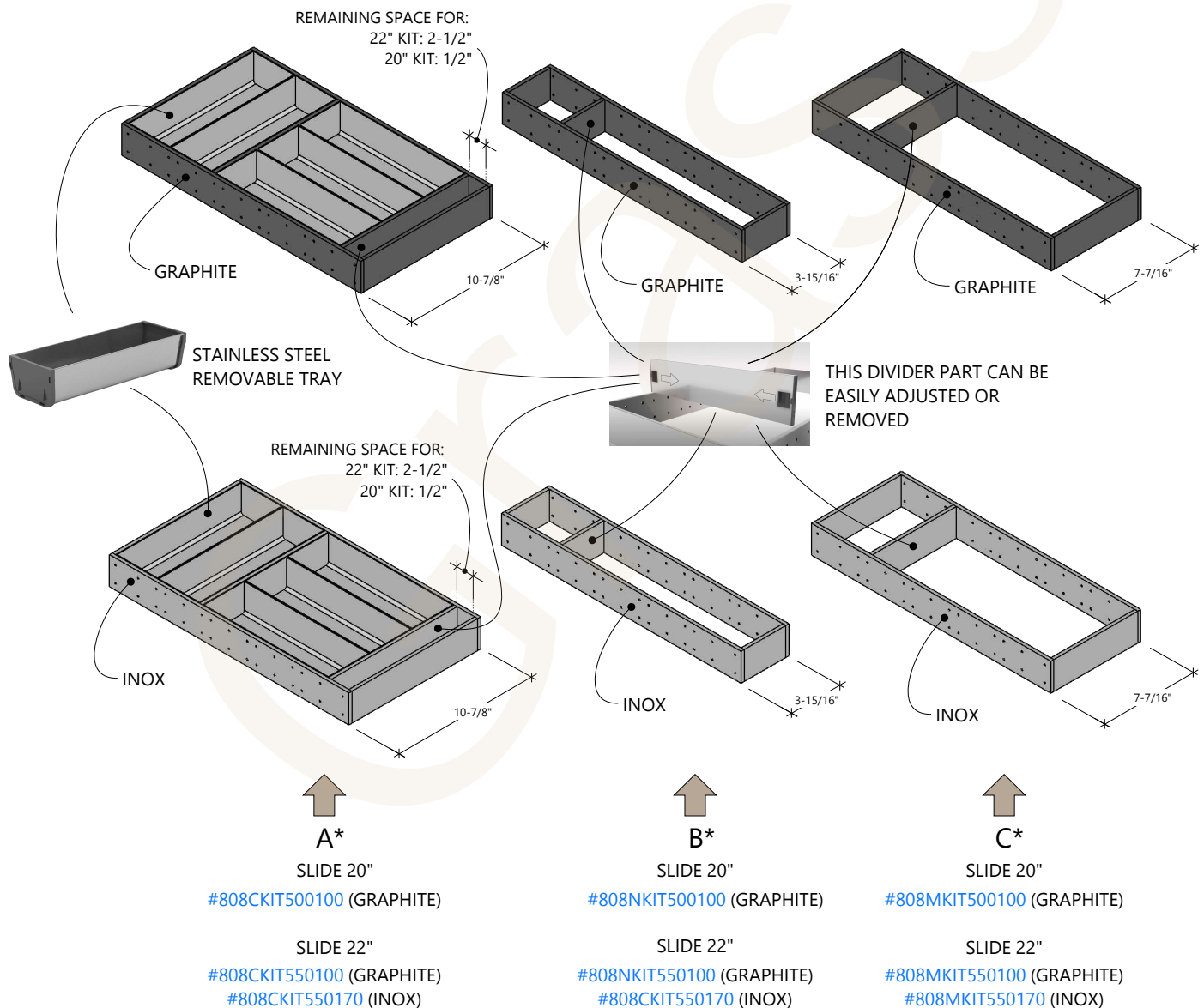
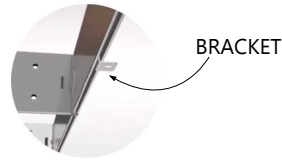
DIVIDERS HEIGHT: 2,2825"

EACH KIT INCLUDES 2 BRACKETS & 2 SCREWS #808BR2G TO STABILIZE THE STORAGE KIT IN THE DRAWER.

ONLY AVAILABLE FOR THE VIONARO DRAWER.

NOT AVAILABLE FOR THE ROLLOUT & PIPE NOTCH OPTIONS.

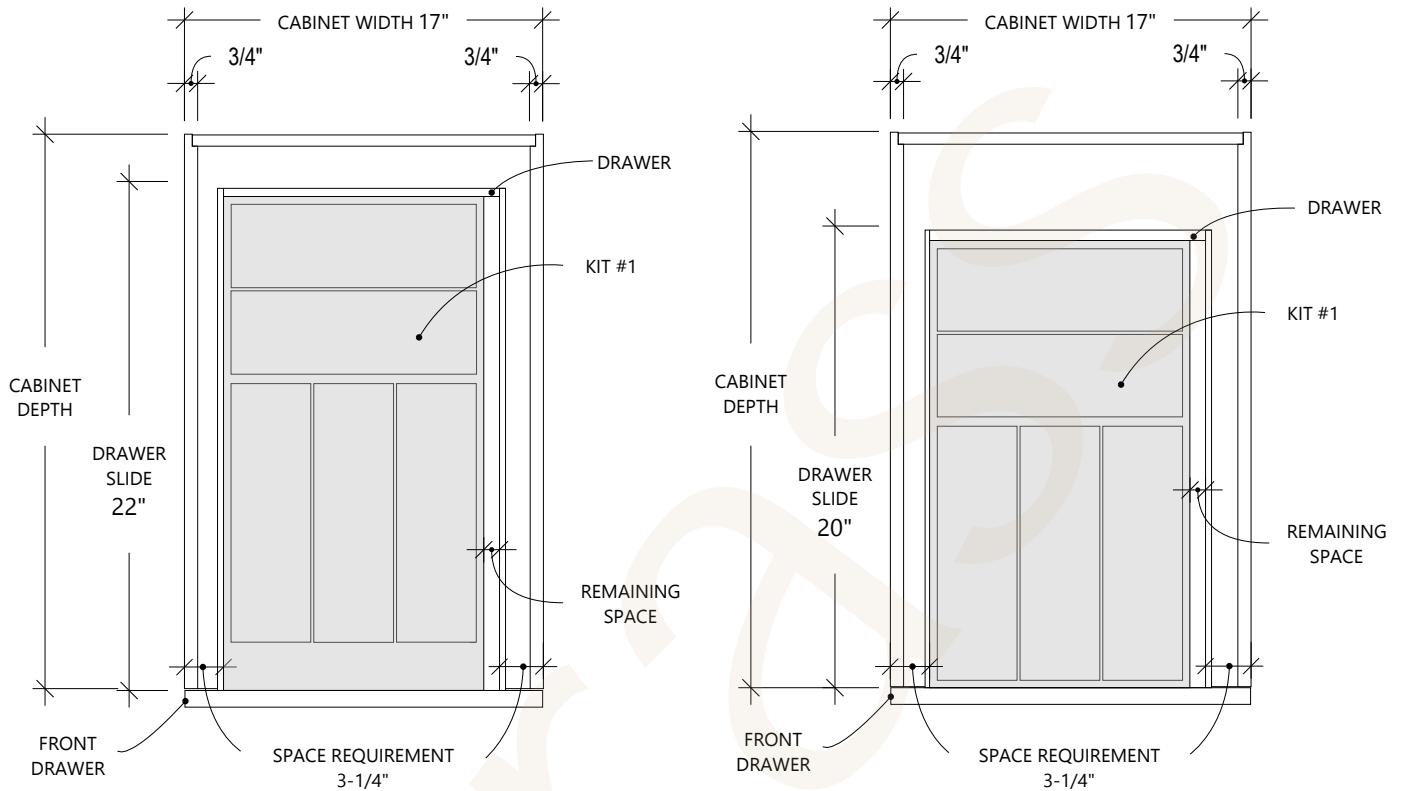
⚠ UTENSIL DIVIDER MUST BE POSITIONED IN THE DRAWER ON SITE



* REFER TO THE VIONARO CUTLERY & UTENSIL (SEE "ACCESSORIES" SECTION)

36 VIONARO CUTLERY & UTENSIL KIT INFORMATION

REMAINING SPACE INSIDE DRAWER (DEPENDING ON THE KIT CHOSEN)



CABINET'S LIMITATIONS

STD & MINIMUM REMAINING SPACE: 1/8"

⚠ BASED ON A 3/4" MATERIAL THICKNESS CABINET FABRICATION.

FORMULA

CABINET WIDTH - SPACE REQUIREMENT - KIT WIDTH = REMAINING SPACE INSIDE THE DRAWER

REFER TO THE
FOLLOWING PAGES

EXAMPLE (BASED ON THE ABOVE CABINET)

$$17'' - 3\frac{1}{4}'' - 10\frac{7}{8}'' = 2\frac{7}{8}''$$

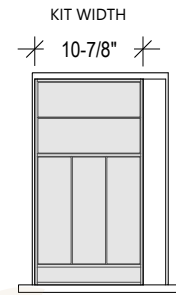
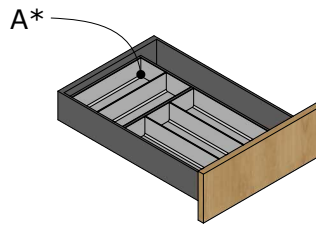
36 VIONARO CUTLERY & UTENSIL

SUB-OPTION

KIT #1
CABINET WIDTH: MIN. 14-1/4"

OPTION:
- SLIDE 20"
- SLIDE 22"
- INOX SLIDE 22"

* REFER TO [VIONARO CUTLERY & UTENSIL KIT INFORMATION](#)
(SEE "ACCESSORIES" SECTION)

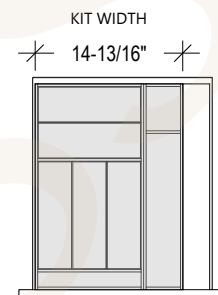
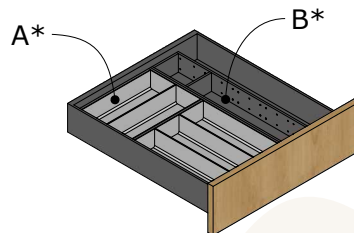


SUB-OPTION

KIT #2
CABINET WIDTH: MIN. 18-1/8"

OPTION:
- SLIDE 20"
- SLIDE 22"
- INOX SLIDE 22"

* REFER TO [VIONARO CUTLERY & UTENSIL KIT INFORMATION](#)
(SEE "ACCESSORIES" SECTION)

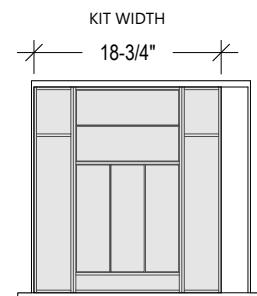
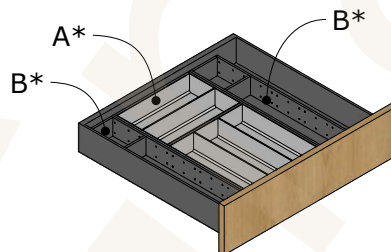


SUB-OPTION

KIT #3
CABINET WIDTH: MIN. 22-1/8"

OPTION:
- SLIDE 20"
- SLIDE 22"
- INOX SLIDE 22"

* REFER TO [VIONARO CUTLERY & UTENSIL KIT INFORMATION](#)
(SEE "ACCESSORIES" SECTION)

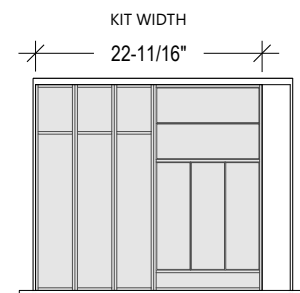
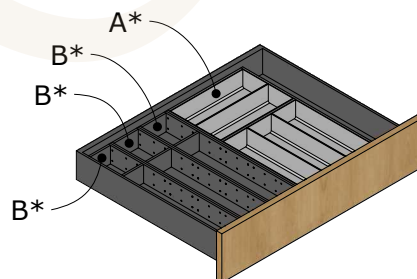


SUB-OPTION

KIT #4
CABINET WIDTH: MIN. 26"

OPTION:
- SLIDE 20"
- SLIDE 22"
- INOX SLIDE 22"

* REFER TO [VIONARO CUTLERY & UTENSIL KIT INFORMATION](#)
(SEE "ACCESSORIES" SECTION)



36 VIONARO CUTLERY & UTENSIL

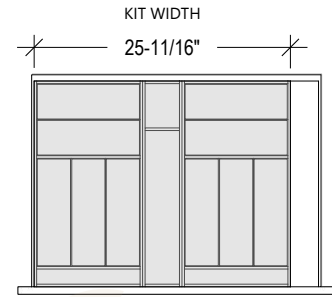
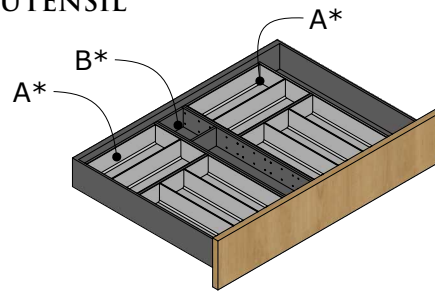
SUB-OPTION

KIT #5
CABINET WIDTH: MIN. 29"

OPTION:

- SLIDE 20"
- SLIDE 22"
- INOX SLIDE 22"

* REFER TO [VIONARO CUTLERY & UTENSIL KIT INFORMATION](#)
(SEE "ACCESSORIES" SECTION)



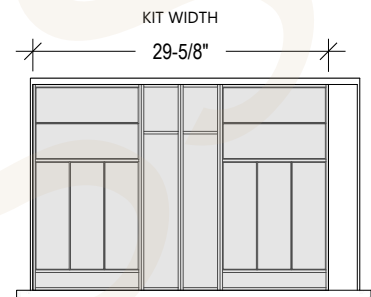
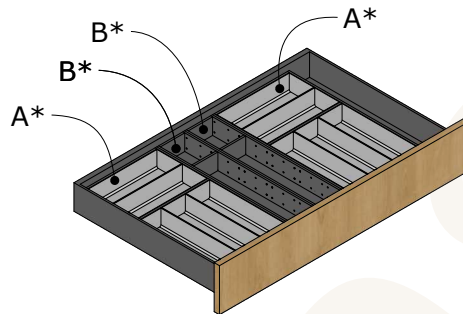
SUB-OPTION

KIT #6
CABINET WIDTH: MIN. 33"

OPTION:

- SLIDE 20"
- SLIDE 22"
- INOX SLIDE 22"

* REFER TO [VIONARO CUTLERY & UTENSIL KIT INFORMATION](#)
(SEE "ACCESSORIES" SECTION)



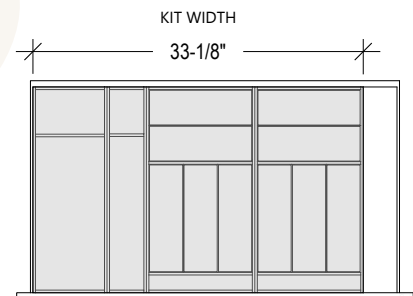
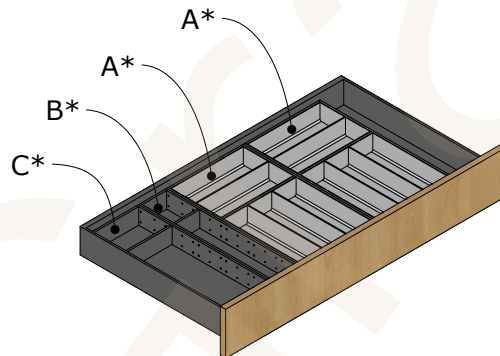
SUB-OPTION

KIT #7
CABINET WIDTH: MIN. 36-1/2"

OPTION:

- SLIDE 20"
- SLIDE 22"
- INOX SLIDE 22"

* REFER TO [VIONARO CUTLERY & UTENSIL KIT INFORMATION](#)
(SEE "ACCESSORIES" SECTION)



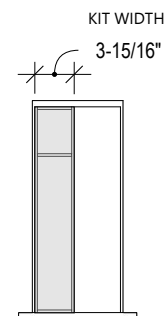
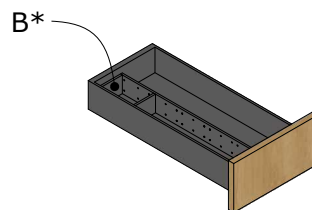
SUB-OPTION

KIT #8
CABINET WIDTH: MIN. 10"
CABINET WIDTH (WITH ACC. #61): MIN. 12"

OPTION:

- SLIDE 20"
- SLIDE 22"
- INOX SLIDE 22"

* REFER TO [VIONARO CUTLERY & UTENSIL KIT INFORMATION](#)
(SEE "ACCESSORIES" SECTION)



36 VIONARO CUTLERY & UTENSIL

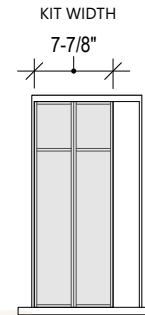
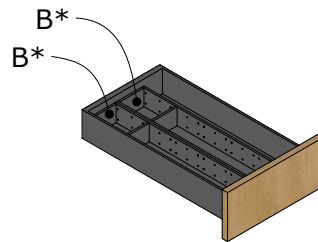
SUB-OPTION

KIT #9
CABINET WIDTH: MIN. 11-1/4"
CABINET WIDTH (WITH ACC. #61): MIN. 12"

OPTION:

- SLIDE 20"
- SLIDE 22"
- INOX SLIDE 22"

* REFER TO [VIONARO CUTLERY & UTENSIL KIT INFORMATION](#)
(SEE "ACCESSORIES" SECTION)



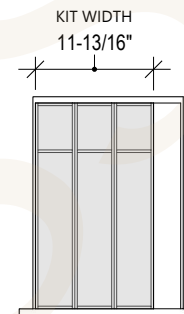
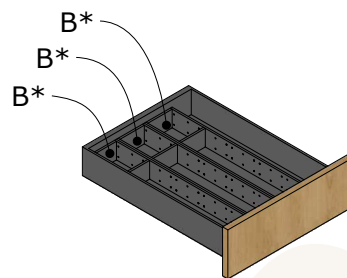
SUB-OPTION

KIT #10
CABINET WIDTH: MIN. 15-1/8"

OPTION:

- SLIDE 20"
- SLIDE 22"
- INOX SLIDE 22"

* REFER TO [VIONARO CUTLERY & UTENSIL KIT INFORMATION](#)
(SEE "ACCESSORIES" SECTION)



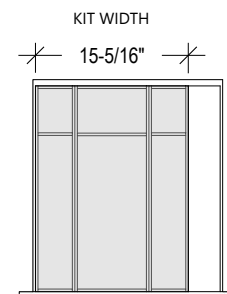
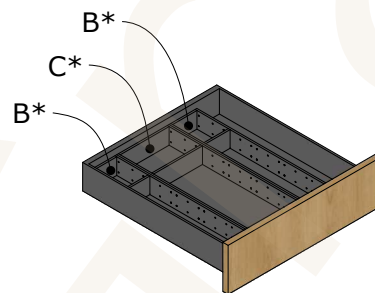
SUB-OPTION

KIT #11
CABINET WIDTH: MIN. 18-5/8"

OPTION:

- SLIDE 20"
- SLIDE 22"
- INOX SLIDE 22"

* REFER TO [VIONARO CUTLERY & UTENSIL KIT INFORMATION](#)
(SEE "ACCESSORIES" SECTION)



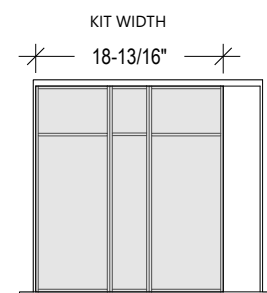
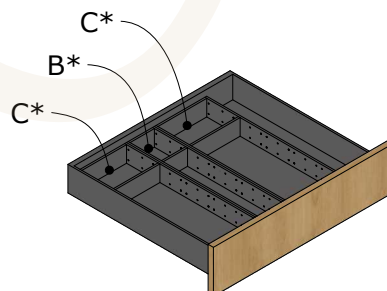
SUB-OPTION

KIT #12
CABINET WIDTH: MIN. 22-1/8"

OPTION:

- SLIDE 20"
- SLIDE 22"
- INOX SLIDE 22"

* REFER TO [VIONARO CUTLERY & UTENSIL KIT INFORMATION](#)
(SEE "ACCESSORIES" SECTION)



DRAWER & ORGANIZATION

36 VIONARO CUTLERY & UTENSIL

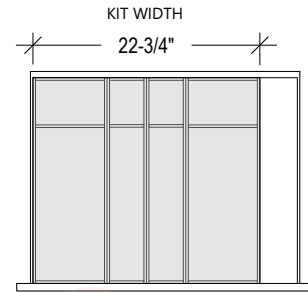
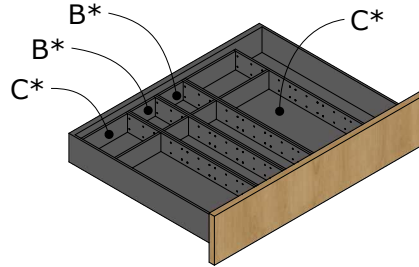
SUB-OPTION

KIT #13
CABINET WIDTH: MIN. 26-1/8"

OPTION:

- SLIDE 20"
- SLIDE 22"
- INOX SLIDE 22"

* REFER TO [VIONARO CUTLERY & UTENSIL KIT INFORMATION](#)
(SEE "ACCESSORIES" SECTION)



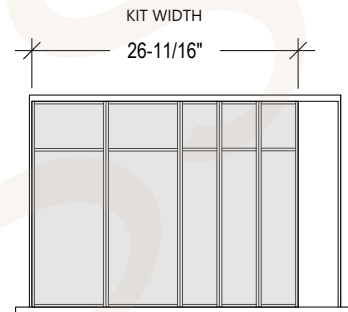
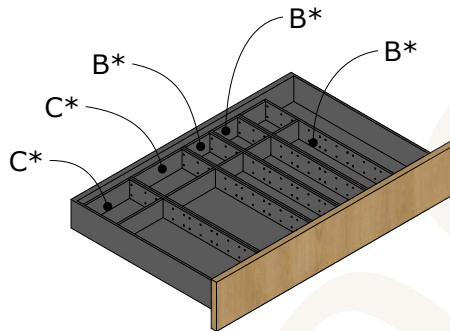
SUB-OPTION

KIT #14
CABINET WIDTH: MIN. 30"

OPTION:

- SLIDE 20"
- SLIDE 22"
- INOX SLIDE 22"

* REFER TO [VIONARO CUTLERY & UTENSIL KIT INFORMATION](#)
(SEE "ACCESSORIES" SECTION)



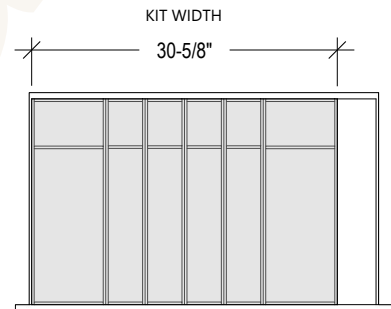
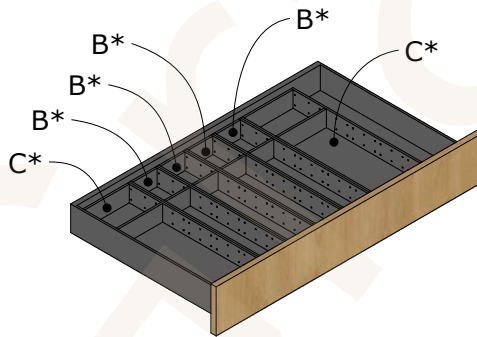
SUB-OPTION

KIT #15
CABINET WIDTH: MIN. 34"

OPTION:

- SLIDE 20"
- SLIDE 22"
- INOX SLIDE 22"

* REFER TO [VIONARO CUTLERY & UTENSIL KIT INFORMATION](#)
(SEE "ACCESSORIES" SECTION)



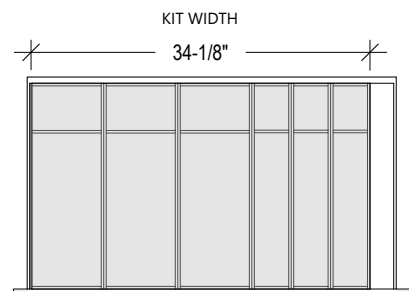
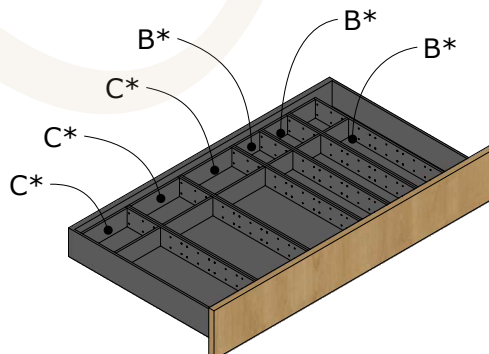
SUB-OPTION

KIT #16
CABINET WIDTH: MIN. 37-1/2"

OPTION:

- SLIDE 20"
- SLIDE 22"
- INOX SLIDE 22"

* REFER TO [VIONARO CUTLERY & UTENSIL KIT INFORMATION](#)
(SEE "ACCESSORIES" SECTION)



** THE PRODUCT GUIDE SHOWS PREMIUM KIT & THE SUB-OPTION SLIDE 22" **
BASIC DRAWER IS WHITE & CUTLERY DIVIDERS ARE GREY.

DIVSP-G22: GREY 22 SPICE TRAY

#5155910

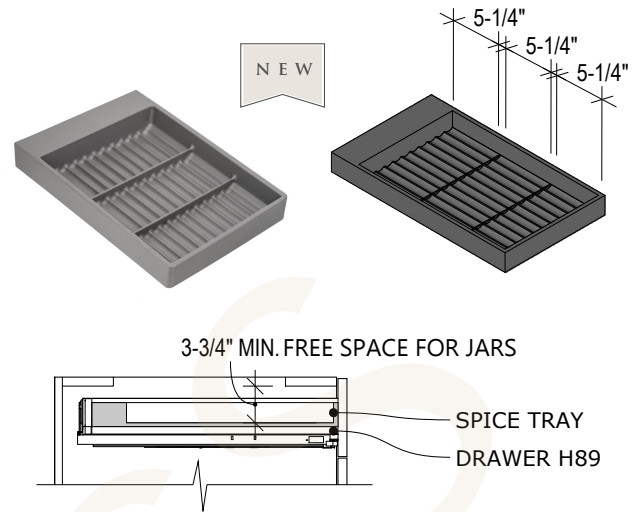
THE GREY SPICE TRAY IS SUITABLE FOR A 22" DRAWER DEPTH. IT CAN BE TRIMMED ON-SITE TO FIT A 20" DRAWER DEPTH.

TO IMPROVE IT, YOU CAN COMBINE THE TRAY WITH ACCESSORIES SUCH AS:

- #25 ANTI-SLIP DECO MAT
- #36 VIONARO CUTLERY & UTENSIL KITS
- OR WITH OTHER GREY 22 TRAYS

CABINET'S LIMITATIONS & ACCESSORY DETAILS

- ⚠ MINIMUM DRAWER FRONT HEIGHT: 7-1/4"
- MINIMUM CABINET WIDTH: 15-1/8"
- COLOR: GREY
- DIMENSIONS: 11-13/16"W X 1-15/16"H X 20-19/32"D
- ⚠ THE MINIMUM FRONT HEIGHT MUST BE RESPECTED. OR ELSE THE SPICE JARS COULD PREVENT THE DRAWER FROM CLOSING.



DIVUT-G22: GREY 22 UTENSIL TRAY

#5055910

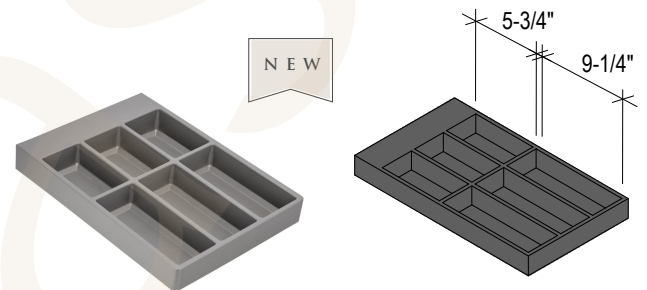
THE GREY UTENSIL TRAY IS SUITABLE FOR A 22" DRAWER DEPTH. IT CAN BE TRIMMED ON-SITE TO FIT A 20" DRAWER DEPTH.

TO IMPROVE IT, YOU CAN COMBINE THE TRAY WITH ACCESSORIES SUCH AS:

- #25 ANTI-SLIP DECO MAT
- #36 VIONARO CUTLERY & UTENSIL KITS
- OR WITH OTHER GREY 22 TRAYS

CABINET'S LIMITATIONS & ACCESSORY DETAILS

COLOR: GREY
DIMENSIONS: 11-13/16"W X 1-15/16"H X 20-19/32"D



DIVMU-G22: GREY 22 MULTIPURPOSE TRAY

#5255910

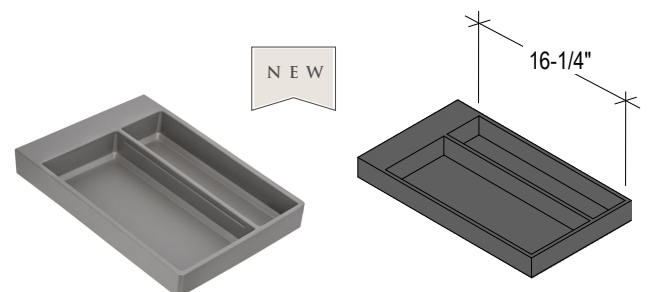
THE GREY MULTIPURPOSE TRAY IS SUITABLE FOR A 22" DRAWER DEPTH. IT CAN BE TRIMMED ON-SITE TO FIT A 20" DRAWER DEPTH.

TO IMPROVE IT, YOU CAN COMBINE THE TRAY WITH ACCESSORIES SUCH AS:

- #25 ANTI-SLIP DECO MAT
- #36 VIONARO CUTLERY & UTENSIL KITS
- OR WITH OTHER GREY 22 TRAYS

CABINET'S LIMITATIONS & ACCESSORY DETAILS

COLOR: GREY
DIMENSIONS: 11-13/16"W X 1-15/16"H X 20-19/32"D



DIVMSP-G22: GREY 22 MULTI-SPICE TRAY

#5241910 + 5255910

THE GREY MULTI-SPICE TRAY IS SUITABLE FOR A 22" DRAWER DEPTH. IT CAN BE TRIMMED ON-SITE TO FIT A 20" DRAWER DEPTH.

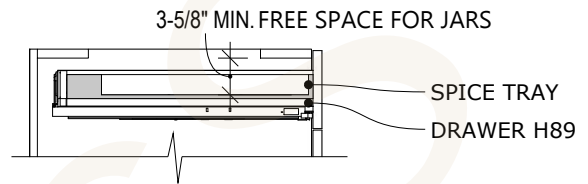

TO IMPROVE IT, YOU CAN COMBINE THE TRAY WITH ACCESSORIES SUCH AS:

- #25 ANTI-SLIP DECO MAT
- #36 VIONARO CUTLERY & UTENSIL KITS
- OR WITH OTHER GREY 22 TRAYS

CABINET'S LIMITATIONS & ACCESSORY DETAILS

- ⚠ MINIMUM DRAWER FRONT HEIGHT: 7-1/4"
- MINIMUM CABINET WIDTH: 15-1/8"
- COLOR: GREY
- DIMENSIONS: 11-13/16"W X 1-15/16"H X 20-19/32"D

- ⚠ THE MINIMUM FRONT HEIGHT MUST BE RESPECTED. OR ELSE THE SPICE JARS COULD PREVENT THE DRAWER FROM CLOSING.



DIVMK-G22: GREY 22 MULTI-KNIFE TRAY

#5240910 + 5255910

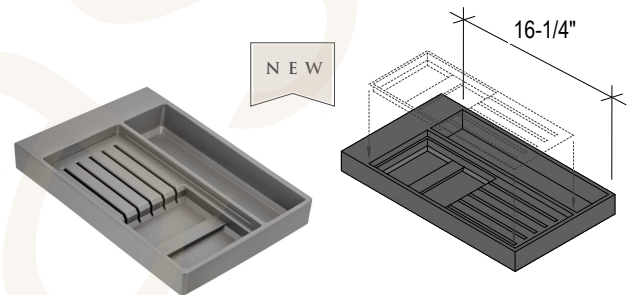
THE GREY MULTI-KNIFE TRAY IS SUITABLE FOR A 22" DRAWER DEPTH. IT CAN BE TRIMMED ON-SITE TO FIT A 20" DRAWER DEPTH.

TO IMPROVE IT, YOU CAN COMBINE THE TRAY WITH ACCESSORIES SUCH AS:

- #25 ANTI-SLIP DECO MAT
- #36 VIONARO CUTLERY & UTENSIL KITS
- OR WITH OTHER GREY 22 TRAYS

CABINET'S LIMITATIONS & ACCESSORY DETAILS

- COLOR: GREY
- DIMENSIONS: 11-13/16"W X 1-15/16"H X 20-19/32"D



DOVETAIL CUTLERY & UTENSIL KITS

THE DOVETAIL CUTLERY & UTENSIL KITS ARE ONLY AVAILABLE AS A SPECIAL ORDER

A DRAWING IS REQUIRED.



22 PLATE HOLDER

#ZC7T0350107

WEB VIDEO LINK: https://youtu.be/78ljj_TC2cA

CABINET'S LIMITATIONS & ACCESSORY DETAILS

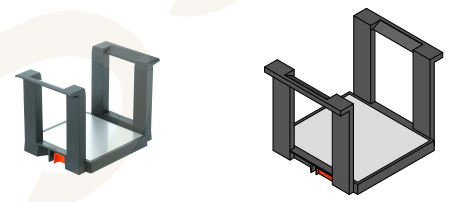
VIONARO DRAWER HEIGHT: 185MM

(UNAVAILABLE WITH THE 89MM)

MIN DOVETAIL DRAWER HEIGHT: 7-3/4"

CAN HOLD UP TO 12 PLATES

COLOR: ORION GRAY & STAINLESS STEEL



25 ANTI-SLIP DECO MAT

#811522906


ACCESSORY DETAILS

COLOR: ANTHRACITE

THE ANTI-SLIP SURFACE ENSURES PRODUCTS STAY IN PLACE IN DRAWERS

PROTECTS DRAWER BOTTOMS

CAN BE COMBINED WITH CUTLERY & UTENSIL KITS



10 PULL-OUT TOWEL RACK

SLIDING, SWIVELING TOWEL RACK
WITH 3 PRONGS (#3143100)

ACCESSORY DIMENSIONS & DETAILS

WIDTH: 6-5/8"
HEIGHT: 3-7/16"
MIN. CABINET WIDTH: 9-1/2"
MIN CABINET DEPTH: 19"
COLOR: GRAY
INSTALLED ON SITE




16 UNDER-SINK MAT & GASKET

PROTECT THE BASE OF YOUR UNDERSINK
CABINET FROM WATER SPILLS.

ACCESSORY DETAILS

COLOR: STAINLESS STEEL
MAX. CABINET DEPTH: 24-1/4"
UNDER-SINK MAT PRODUCT (#461187170)
UNDER-SINK MAT GASKET PRODUCT (#471084140)



30

COMFORT II 3 BSKT

3 BASKETS FOR BASE CABINET SLIDING SYSTEM

** PUSH TO OPEN UNAVAILABLE **

COMFORT II 3BSKT-R

(OPENING : RIGHT)

(MOUNTED: ON THE LEFT SIDE OF THE CABINET)

SUB-OPTION

1.1 - CABINET WIDTH: 7-1/4" @ 9-1/8"* (#WEBKIT1214703)

1.2 - CABINET WIDTH: 9-1/4" @ 12-1/8"* (#WEBKIT1214711)

1.3 - CABINET WIDTH: 12-1/4"* (#WEBKIT1214721)

CABINET'S LIMITATIONS & ACCESSORY DETAILS

MAX. CABINET WIDTH: 12-1/4"

MIN. CABINET HEIGHT: 27-3/8" + TOE KICK HEIGHT

MIN. F.GRIP CABINET HEIGHT: 28-5/8" + TOE KICK HEIGHT

WITH TOP ROLLOUT OPTION: ADD 6-1/2" TO THE CABINET HEIGHT

* MIN. CAB. WIDTH:10"

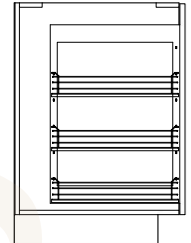
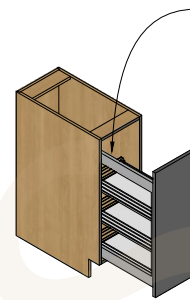
MIN. CABINET DEPTH: 21"

SOFT CLOSE

COLOR: GRAY & CHROME

⚠ MAXIMUM LOAD CAPACITY: 28KG (61LB)

⚠ MAX. LOAD EACH SHELF CAPACITY: 10KG (22LB)



COMFORT II 3BSKT-L

(OPENING : LEFT)

(MOUNTED: ON THE RIGHT SIDE OF THE CABINET)

SUB-OPTION

2.1 - CABINET WIDTH: 7-1/4" @ 9-1/8"* (#WEBKIT1214699)

2.2 - CABINET WIDTH: 9-1/4" @ 12-1/8"* (#WEBKIT1214707)

2.3 - CABINET WIDTH: 12-1/4"* (#WEBKIT1214717)

CABINET'S LIMITATIONS & ACCESSORY DETAILS

MAX. CABINET WIDTH: 12-1/4"

MIN. CABINET HEIGHT: 27-3/8" + TOE KICK HEIGHT

MIN. F.GRIP CABINET HEIGHT: 28-5/8" + TOE KICK HEIGHT

FOR TOP ROLLOUT OPTION: ADD 6-1/2" TO THE CABINET HEIGHT

* MIN. CAB. WIDTH:10"

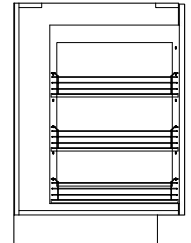
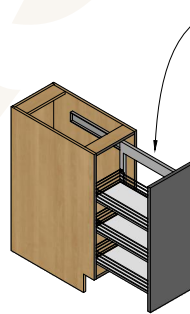
MIN. CABINET DEPTH: 21"

SOFT CLOSE

COLOR: GRAY & CHROME

⚠ MAXIMUM LOAD CAPACITY: 28KG (61LB)

⚠ MAX. LOAD EACH SHELF CAPACITY: 10KG (22LB)



38 COMFORT II 2 BSKT

2 BASKETS FOR BASE CABINET SLIDING SYSTEM
** PUSH TO OPEN UNAVAILABLE **

COMFORT II 2 BSKT-R
(OPENING : RIGHT)
(MOUNTED: ON THE LEFT SIDE OF THE CABINET)

SUB-OPTION

- 1.1 - CABINET WIDTH: 7-1/4" @ 9-1/8"* (#WEBKIT1214682)
- 1.2 - CABINET WIDTH: 9-1/4" @ 12-1/8"* (#WEBKIT1214686)
- 1.3 - CABINET WIDTH: 12-1/4"* (#WEBKIT1214691)

CABINET'S LIMITATIONS & ACCESSORY DETAILS

MAX. CABINET WIDTH: 12-1/4"
MIN. CABINET HEIGHT: 22-1/2" + TOE KICK HEIGHT
B1SR1PO MIN. CAB. HEIGHT: 22-1/2" + 1/8" (MID. GAP) + MIN. DWR. FR. HEIGHT + TKH
MIN. F.GRIP CABINET HEIGHT: 23-3/4" + TOE KICK HEIGHT
FOR TOP ROLLOUT OPTION: ADD 6-1/2" TO THE CABINET HEIGHT
* MIN. CAB. WIDTH:10"

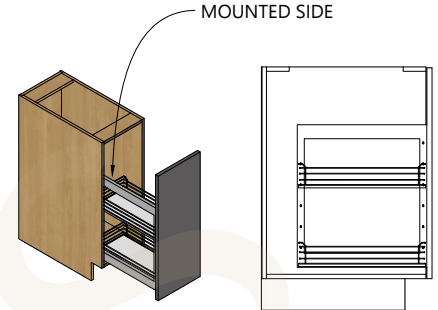
MIN. CABINET DEPTH: 21"

SOFT CLOSE

COLOR: GRAY & CHROME

⚠ MAXIMUM LOAD CAPACITY: 28KG (61LB)

⚠ MAX. LOAD EACH SHELF CAPACITY: 10KG (22LB)



COMFORT II 2 BSKT-L
(OPENING : LEFT)
(MOUNTED: ON THE RIGHT SIDE OF THE CABINET)

SUB-OPTION

- 2.1 - CABINET WIDTH: 7-1/4" @ 9-1/8"* (#WEBKIT1214665)
- 2.2 - CABINET WIDTH: 9-1/4" @ 12-1/8"* (#WEBKIT1214669)
- 2.3 - CABINET WIDTH: 12-1/4"* (#WEBKIT1214674)

CABINET'S LIMITATIONS & ACCESSORY DETAILS

MAX. CABINET WIDTH: 12-1/4"
MIN. CABINET HEIGHT: 22-1/2" + TOE KICK HEIGHT
B1SR1PO MIN. CAB. HEIGHT: 22-1/2" + 1/8" (MID. GAP) + MIN. DWR. FR. HEIGHT + TKH
MIN. F.GRIP CABINET HEIGHT: 23-3/4" + TOE KICK HEIGHT
FOR TOP ROLLOUT OPTION: ADD 6-1/2" TO THE CABINET HEIGHT
* MIN. CAB. WIDTH:10"

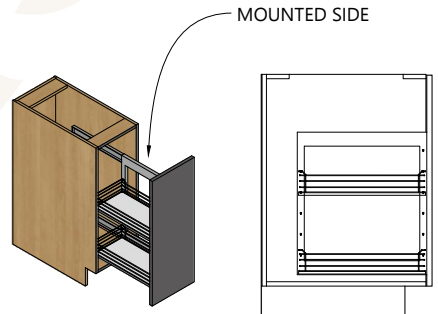
MIN. CABINET DEPTH: 21"

SOFT CLOSE

COLOR: GRAY & CHROME

⚠ MAXIMUM LOAD CAPACITY: 28KG (61LB)

⚠ MAX. LOAD EACH SHELF CAPACITY: 10KG (22LB)

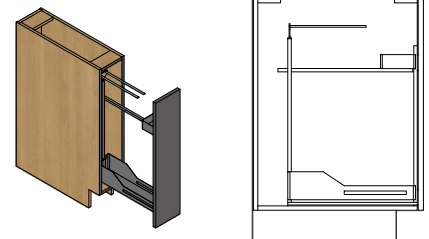


39 SNELLO TOWEL

SLIDING TOWEL SYSTEM (#20189110)
** PUSH TO OPEN UNAVAILABLE **

CABINET'S LIMITATIONS & ACCESSORY DETAILS

CABINET WIDTH: 6-1/4" FIXED
MIN. CABINET HEIGHT: 28-1/2" + TOE KICK HEIGHT
MIN. FINGER GRIP CABINET HEIGHT: 30" + TKH
MIN. CABINET DEPTH: 20-1/2"
SOFT CLOSE
COLOR: ALUMINIUM GRAY
RIGHT-SLIDED INSTALLATION ONLY
MAXIMUM LOAD CAPACITY: 15KG (33LB)



49

SNELLO

SLIDING SYSTEM

** PUSH TO OPEN UNAVAILABLE **

SUB-OPTION

1 - CABINET WIDTH = 6-1/4" FIXED (#20150110)

2 - CABINET WIDTH = 8-1/4" FIXED (#20200110)

CABINET'S LIMITATIONS & ACCESSORY DETAILS

MIN. CABINET HEIGHT: 22-1/4" + TOE KICK HEIGHT

B1SR1PO MIN.CAB.HGT: 22-1/4" + 1/8"(MID.GAP)+MIN.DWR.FR.HGT+TKH

MIN. FINGER GRIP CABINET HEIGHT: 23-1/2" + TKH

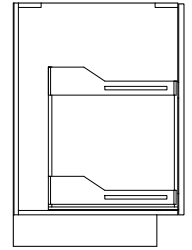
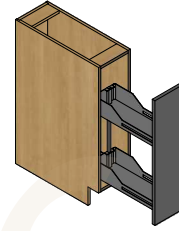
MIN. CABINET DEPTH: 20-1/2"

SOFT CLOSE

COLOR: ALUMINIUM GRAY

RIGHT-SLIDE INSTALLATION ONLY

MAXIMUM LOAD CAPACITY: 15KG (33LB)



58

PULLOUT AJ

** PUSH TO OPEN UNAVAILABLE **

SUB-OPTION

1 - PULLOUT AJ SPICES 3 BSKT

CABINET'S LIMITATIONS & ACCESSORY DETAILS

CABINET WIDTH: 10" - 24"

MIN. CABINET HEIGHT: 27" + TOE KICK HEIGHT

MIN. FINGER GRIP CABINET HEIGHT: 28-1/4" + TOE KICK HEIGHT

MAX. CABINET HEIGHT: 31-1/2" + TOE KICK HEIGHT

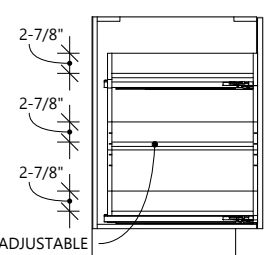
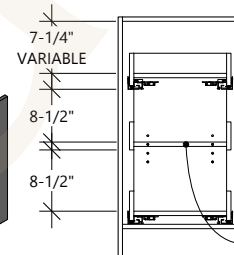
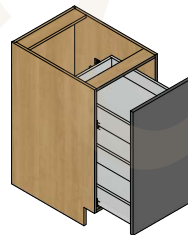
MIN. CABINET DEPTH 13"

SOFT CLOSE

DRAWER TYPE: MELAMINE*

DRAWER COLOR: SAME AS THE VIONARO MELAMINE COLOR SELECTED**

DYNAPRO HEAVY DUTY SLIDES ARE INCLUDED



FRONT VIEW

SIDE VIEW

SUB-OPTION

2 - PULLOUT AJ PAN & OIL

CABINET'S LIMITATIONS & ACCESSORY DETAILS

CABINET WIDTH: 12" - 24"

MIN. CABINET HEIGHT: 28-3/4" + TOE KICK HEIGHT

MIN. FINGER GRIP CABINET HEIGHT: 30" + TOE KICK HEIGHT

MAX. CABINET HEIGHT: 31-1/2" + TOE KICK HEIGHT

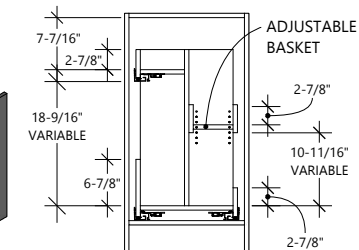
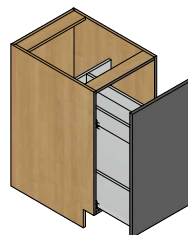
MIN. CABINET DEPTH: 21"

SOFT CLOSE

DRAWER TYPE: MELAMINE*

DRAWER COLOR: SAME AS THE VIONARO MELAMINE COLOR SELECTED**

DYNAPRO HEAVY DUTY SLIDES ARE INCLUDED



FRONT VIEW

* DOVETAIL DRAWER ARE UNAVAILABLE.

** REFER TO [DRAWER](#) (SEE IN "BASIC HARDWARE" SECTION) / THE WHITE MELAMINE IS SHOWN ON THE IMAGE.

59

PULLOUT AJ VIONARO

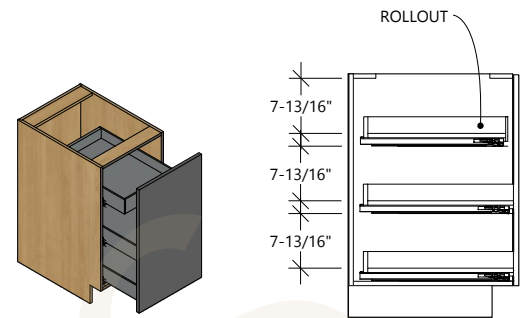
** PUSH TO OPEN & ROLLOUTS (EXCEPT IF IT'S INCLUDES) UNAVAILABLE **

SUB-OPTION

2 - PULLOUT AJ VIONARO 1 ROLLOUT 2 SMALL BSKT

CABINET'S LIMITATIONS & ACCESSORY DETAILS

CABINET WIDTH: 10" - 24"
 MIN. CABINET HEIGHT: 18-1/2" + TOE KICK HEIGHT
 MIN. FINGER GRIP CABINET HEIGHT: 19-3/4" + TOE KICK HEIGHT
 MAX. CABINET HEIGHT: 31-1/2" + TOE KICK HEIGHT
 MIN. CABINET DEPTH: 13"
 1x ROLLOUT = 89MM
 2x SMALL BASKET = 89MM
 SOFT CLOSE
 DRAWER TYPE: VIONARO

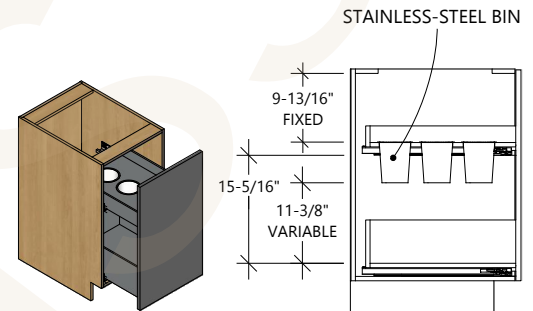


SUB-OPTION

3 - PULLOUT AJ VIONARO 1 SMALL BSKT-3 BINS 1 BIG BSKT

CABINET'S LIMITATIONS & ACCESSORY DETAILS

CABINET WIDTH: 12" - 24"
 MIN. CABINET HEIGHT: 30-1/4" + TOE KICK HEIGHT
 MIN. FINGER GRIP CABINET HEIGHT: 31-1/2" + TOE KICK HEIGHT
 MAX. CABINET HEIGHT: 31-1/2" + TOE KICK HEIGHT
 MIN. CABINET DEPTH: 23-1/2"
 1x SMALL BASKET: 89MM (3x STAINLESS-STEEL BIN [448UTBM1251](#) INTEGRATED TO THE BASKET)
 1x BIG BASKET: 185MM
 SOFT CLOSE
 DRAWER TYPE: VIONARO

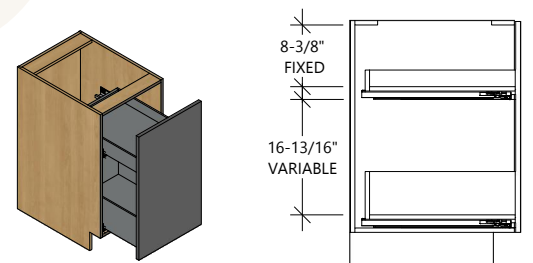


SUB-OPTION

4 - PULLOUT AJ VIONARO 1 SMALL BSKT 1 BIG BSKT

CABINET'S LIMITATIONS & ACCESSORY DETAILS

CABINET WIDTH: 10" - 24"
 MIN. CABINET HEIGHT: 18-1/4" + TOE KICK HEIGHT
 MIN. FINGER GRIP CABINET HEIGHT: 19-1/2" + TOE KICK HEIGHT
 MAX. CABINET HEIGHT: 31-1/2" + TOE KICK HEIGHT
 MIN. CABINET DEPTH: 13"
 1x SMALL BASKET = 89MM
 1x BIG BASKET = 185MM
 SOFT CLOSE
 DRAWER TYPE: VIONARO



40

RECYCLING CENTER

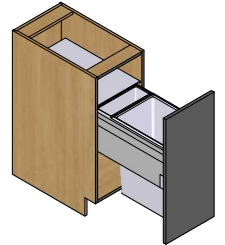
WASTE BIN WITH COVERED SLIDES

SUB-OPTION

1 - CABINET WIDTH (FIXED): 13-7/8" (#471935100)

CABINET'S LIMITATIONS & ACCESSORY DETAILS

MIN. CABINET HEIGHT: 23-3/4" + TOE KICK HEIGHT
 B1SR1PO MIN. CAB. HEIGHT: 23" + 1/8" (MID.GAP)+MIN. DWR. FR. HEIGHT+TOE KICK HEIGHT
 MIN. F.GRIP CABINET HEIGHT: 24-1/2" + TOE KICK HEIGHT
 FOR TOP ROLLOUT OPTION: ADD 6-1/2" TO THE CABINET HEIGHT
 MIN. CABINET DEPTH: 22-1/2"
 SOFT CLOSE
 COLOR: SILVER GRAY
 1 x 38L + 1 x 7L BINS

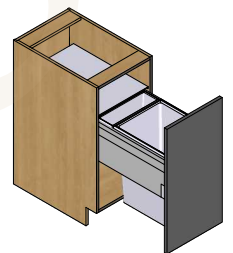


SUB-OPTION

2 - CABINET WIDTH (FIXED): 15-7/8" (#471940100)

CABINET'S LIMITATIONS & ACCESSORY DETAILS

MIN. CABINET HEIGHT: 23-3/4" + TOE KICK HEIGHT
 B1SR1PO MIN. CAB. HEIGHT: 23" + 1/8" (MID.GAP)+MIN. DWR. FR. HEIGHT+TOE KICK HEIGHT
 MIN. F.GRIP CABINET HEIGHT: 24-1/2" + TOE KICK HEIGHT
 FOR TOP ROLLOUT OPTION: ADD 6-1/2" TO THE CABINET HEIGHT
 MIN. CABINET DEPTH: 22-1/2"
 SOFT CLOSE
 COLOR: SILVER GRAY
 1 x 38L + 1 x 7L BINS

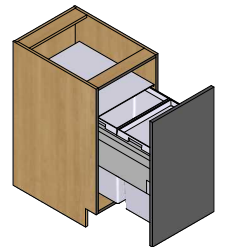


SUB-OPTION

3 - CABINET WIDTH (FIXED): 17-7/8" (#4719100)

CABINET'S LIMITATIONS & ACCESSORY DETAILS

MIN. CABINET HEIGHT: 23-3/4" + TOE KICK HEIGHT
 B1SR1PO MIN. CAB. HEIGHT: 23" + 1/8" (MID.GAP)+MIN. DWR. FR. HEIGHT+TOE KICK HEIGHT
 MIN. F.GRIP CABINET HEIGHT: 24-1/2" + TOE KICK HEIGHT
 FOR TOP ROLLOUT OPTION: ADD 6-1/2" TO THE CABINET HEIGHT
 MIN. CABINET DEPTH: 22-1/2"
 SOFT CLOSE
 COLOR: SILVER GRAY
 2 x 38L BINS

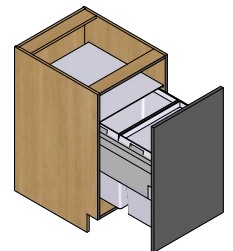


SUB-OPTION ⚠️ UNAVAILABLE WITH SOME DOOR MODELS (REFER TO THE "COLLECTION")

4 - CABINET WIDTH (FIXED): 19-3/4" (#471950100)

CABINET'S LIMITATIONS & ACCESSORY DETAILS

MIN. CABINET HEIGHT: 23-3/4" + TOE KICK HEIGHT
 B1SR1PO MIN. CAB. HEIGHT: 23" + 1/8" (MID.GAP)+MIN. DWR. FR. HEIGHT+TOE KICK HEIGHT
 MIN. F.GRIP CABINET HEIGHT: 24-1/2" + TOE KICK HEIGHT
 FOR TOP ROLLOUT OPTION: ADD 6-1/2" TO THE CABINET HEIGHT
 MIN. CABINET DEPTH: 22-1/2"
 SOFT CLOSE
 COLOR: SILVER GRAY
 2 x 38L BINS

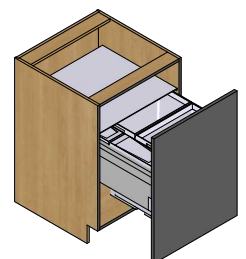


SUB-OPTION

5 - CABINET WIDTH (FIXED): 23-3/4" (#471960100)

CABINET'S LIMITATIONS & ACCESSORY DETAILS

MIN. CABINET HEIGHT: 23-3/4" + TOE KICK HEIGHT
 B1SR1PO MIN. CAB. HEIGHT: 23" + 1/8" (MID.GAP)+MIN. DWR. FR. HEIGHT+TOE KICK HEIGHT
 MIN. F.GRIP CABINET HEIGHT: 24-1/2" + TOE KICK HEIGHT
 FOR TOP ROLLOUT OPTION: ADD 6-1/2" TO THE CABINET HEIGHT
 MIN. CABINET DEPTH: 22-1/2"
 SOFT CLOSE
 COLOR: SILVER GRAY
 2 x 38L + 1 x 12L + 1 x 2,5L BINS



BIN-BI: BIO COMPOST BIN

VERSATILE WASTE BIN (#518890100)

ACCESSORY DIMENSIONS & DETAILS

WIDTH: 8-15/16"

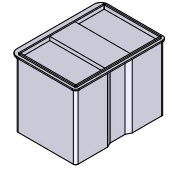
HEIGHT: 6-11/16"

DEPTH: 6-1/2"

TO BE HUNG ON A DOOR OR CAN BE HUNG IN THE RECYCLING CENTER BIN (ACC.#40).

COLOR: SILVER GRAY

BIN: 1 x 4,2L



42 PLASTIC SLIDING WASTE BIN

SLIDING WASTER BIN (#3666100)

SUB-OPTION

1 - PLASTIC SLIDING WASTE BIN-R

(INSTALLED ON THE RIGHT CABINET SIDE)

2 - PLASTIC SLIDING WASTE BIN-L

(INSTALLED ON THE LEFT CABINET SIDE)

CABINET'S LIMITATIONS & ACCESSORY DETAILS

MIN. SINGLE DOOR CABINET WIDTH: 12-3/4"

MIN. DOUBLE DOORS CABINET WIDTH: 24-1/4"

MIN. CABINET HEIGHT (FOR CABINET WITHOUT SINK): 17-3/4" + TOE KICK HEIGHT

MIN. FINGER GRIP CABINET HEIGHT (FOR CABINET WITHOUT SINK): 19" + TOE KICK HEIGHT

FOR TOP ROLLOUT OPTION: ADD 6-1/2" TO THE CABINET HEIGHT

MIN. HEIGHT UNDER SINK & OVER THE FLOOR CABINET: 19-1/4"

MIN. CABINET DEPTH: 21"

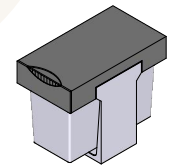
SOFT CLOSE

COLOR: GRAY

BIN: 2 x 15L

⚠ BE CAREFUL WITH THE PLUMBING POSITIONING IN A SINK CABINET, TO AVOID CONFLICT WITH THE ACCESSORY.

⚠ BE CAREFUL WITH APRON SINK OPTION.
(REMAINING SPACE ACCESSORIES, REFER TO [APRON SINK](#), SEE "OPTIONS" SECTION.)



43 MAXI WASTE BIN

BUILT-IN WASTE BIN (#24335110)

** PUSH TO OPEN UNAVAILABLE **

SUB-OPTION

1 - MAXI WASTE BIN-R

(INSTALLED ON THE RIGHT DOOR)

2 - MAXI WASTE BIN-L

(INSTALLED ON THE LEFT DOOR)

CABINET'S LIMITATIONS & ACCESSORY DETAILS

MIN. SINGLE DOOR CABINET WIDTH: 18"

MIN. DOUBLE DOORS CABINET WIDTH: 34-1/2"

MIN. CABINET HEIGHT (FOR CABINET WITHOUT SINK): 21-1/2" + TOE KICK HEIGHT

MIN. FINGER GRIP CABINET HEIGHT (FOR CABINET WITHOUT SINK): 23" + TOE KICK HEIGHT

FOR TOP ROLLOUT OPTION: ADD 6-1/2" TO THE CABINET HEIGHT

MIN. HEIGHT UNDER SINK & OVER THE FLOOR CABINET: 19-3/4"

MIN. CABINET DEPTH: 15"

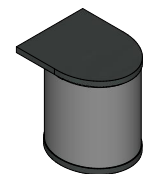
COLOR: DARK GRAY

BIN: 1 x 32L

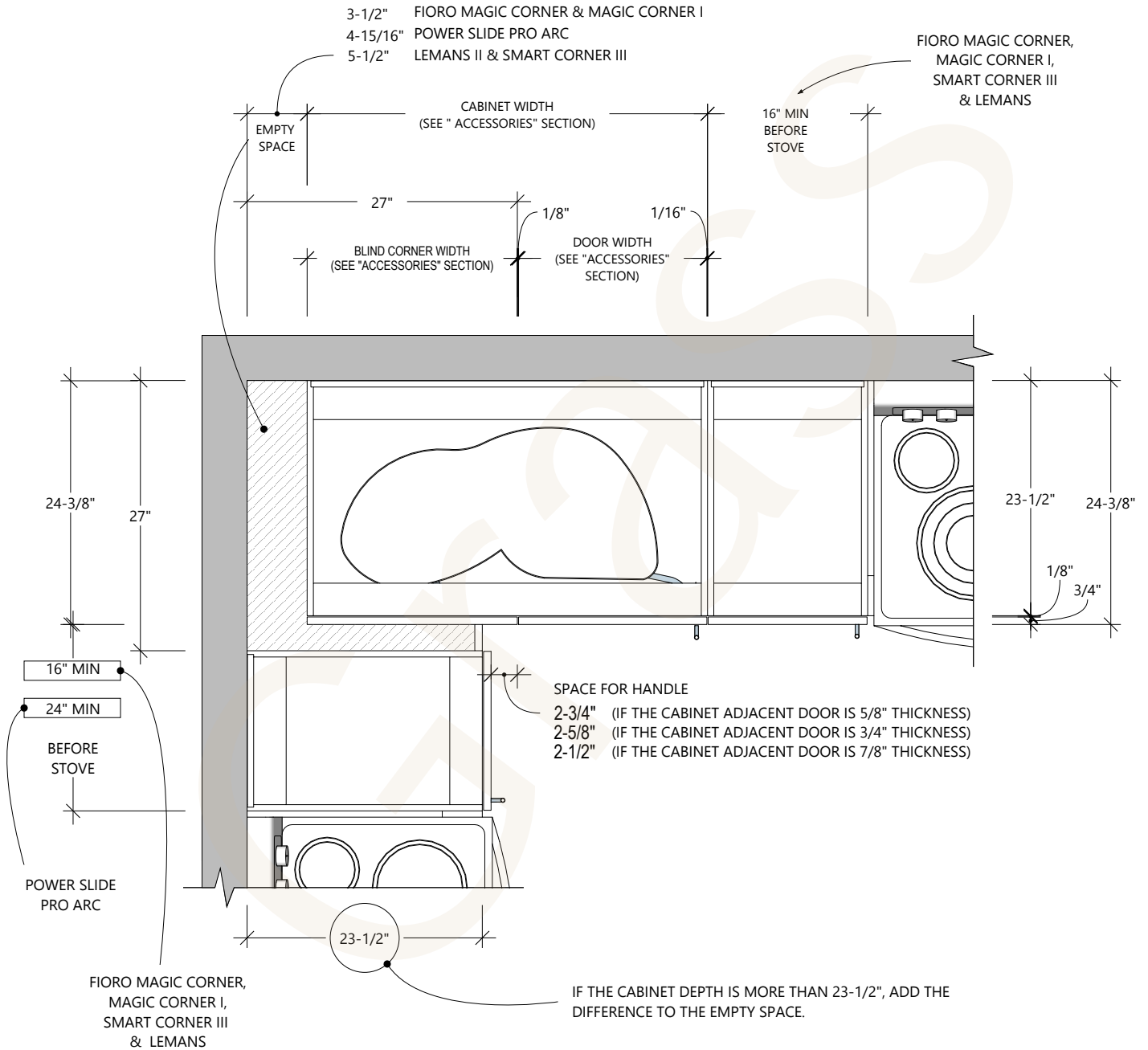
REVERSIBLE INSTALLATION LEFT/RIGHT FIXED TO A HINGED DOOR.

⚠ BE CAREFUL WITH THE PLUMBING POSITIONING IN A SINK CABINET, TO AVOID CONFLICT WITH THE ACCESSORY.

⚠ BE CAREFUL WITH APRON SINK OPTION.
(REMAINING SPACE ACCESSORIES, REFER TO [APRON SINK](#), SEE "OPTIONS" SECTION.)



44 45 29 46 60 BLIND CORNER INFORMATION



44

SMART CORNER III

FOUR BASKET STORAGE SOLUTION FOR BLIND CORNER
** PUSH TO OPEN UNAVAILABLE **

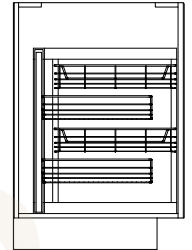
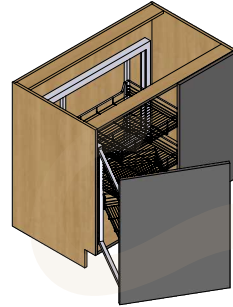
SMART CORNER III-R
(BLIND CORNER: RIGHT)

SUB-OPTION

1 - CABINET WIDTH: 40" FIXED ([#WEBKIT1007040](#))
FOR CABINET POSITION, REFER TO [BLIND CORNER INFORMATION](#)

CABINET'S LIMITATIONS & ACCESSORY DETAILS

MIN. CABINET HEIGHT: 27-3/4" + TOE KICK HEIGHT
MIN. FINGER GRIP CABINET HEIGHT: 29-1/4" + TKH
MAX. CABINET HEIGHT: 32-1/2" + TOE KICK HEIGHT
MIN. CABINET DEPTH: 21" - 23-1/2"
SOFT CLOSE
COLOR: GRAY & CHROME
DOOR WIDTH: 18-5/16" FIXED
BLIND CORNER WIDTH [DIM(X)]: 21-1/2" FIXED
HARDWARE FIXED TO THE DOOR



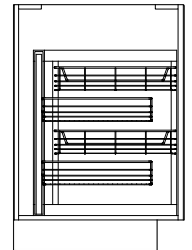
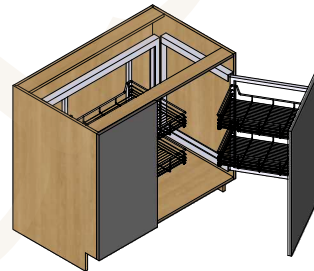
SMART CORNER III-L
(BLIND CORNER: LEFT)

SUB-OPTION

2 - CABINET WIDTH: 40" FIXED ([#WEBKIT1211294](#))
FOR CABINET POSITION, REFER TO [BLIND CORNER INFORMATION](#)

CABINET'S LIMITATIONS & ACCESSORY DETAILS

MIN. CABINET HEIGHT: 27-3/4" + TOE KICK HEIGHT
MIN. FINGER GRIP CABINET HEIGHT: 29-1/4" + TKH
MAX. CABINET HEIGHT: 32-1/2" + TOE KICK HEIGHT
MIN. CABINET DEPTH: 21" - 23-1/2"
SOFT CLOSE
COLOR: GRAY & CHROME
DOOR WIDTH: 18-5/16" FIXED
BLIND CORNER WIDTH [DIM(X)]: 21-1/2" FIXED
HARDWARE FIXED TO THE DOOR



45

FIORO MAGIC CORNER

FOUR SHELVES STORAGE SOLUTION FOR BLIND CORNER
** PUSH TO OPEN UNAVAILABLE **

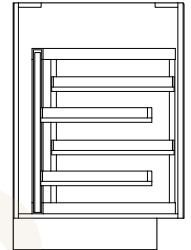
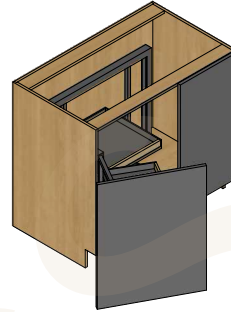
FIORO MAGIC CORNER-R
(BLIND CORNER: RIGHT)

SUB-OPTION

1 - CABINET WIDTH: 40" FIXED ([#WEBKIT1216838](#))
FOR CABINET POSITION, REFER TO [BLIND CORNER INFORMATION](#)

CABINET'S LIMITATIONS & ACCESSORY DETAILS

MIN. CABINET HEIGHT: 23" + TOE KICK HEIGHT
MIN. FINGER GRIP CABINET HEIGHT: 24-1/4" + TKH
MIN. CABINET DEPTH: 20-1/2"
SOFT CLOSE
COLOR: DARK GRAY & OAK TRACKS
DOOR WIDTH: 16-5/16" FIXED
BLIND CORNER WIDTH [DIM(X)]: 23-1/2" FIXED
HARDWARE FIXED TO THE DOOR



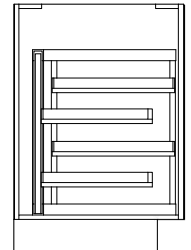
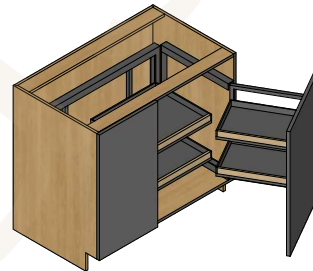
FIORO MAGIC CORNER-L
(BLIND CORNER: LEFT)

SUB-OPTION

2 - CABINET WIDTH: 40" FIXED ([#WEBKIT1216837](#))
FOR CABINET POSITION, REFER TO [BLIND CORNER INFORMATION](#)

CABINET'S LIMITATIONS & ACCESSORY DETAILS

MIN. CABINET HEIGHT: 23" + TOE KICK HEIGHT
MIN. FINGER GRIP CABINET HEIGHT: 24-1/4" + TKH
MIN. CABINET DEPTH: 20-1/2"
SOFT CLOSE
COLOR: DARK GRAY & OAK TRACKS
DOOR WIDTH: 16-5/16" FIXED
BLIND CORNER WIDTH [DIM(X)]: 23-1/2" FIXED
HARDWARE FIXED TO THE DOOR



29

MAGIC CORNER I

FOUR SHELVES STORAGE SOLUTION FOR BLIND CORNER
WEB VIDEO LINK: <https://youtu.be/d3sVNh-y8BE>

** PUSH TO OPEN UNAVAILABLE **

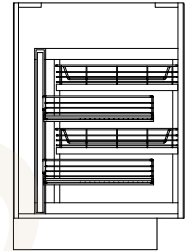
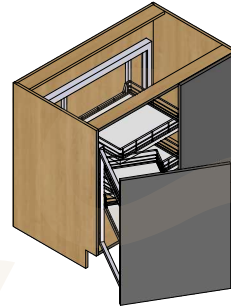
MAGIC CORNER I-R
(BLIND CORNER: RIGHT)

SUB-OPTION

1 - CABINET WIDTH: 40" FIXED
(#WEBKIT1008355 + #016211100 SHOCK-ABSORBING DEVICE)
FOR CABINET POSITION, REFER TO [BLIND CORNER INFORMATION](#)

CABINET'S LIMITATIONS & ACCESSORY DETAILS

MIN. CABINET HEIGHT: 23" + TOE KICK HEIGHT
MIN. FINGER GRIP CABINET HEIGHT: 24-1/4" + TKH
MIN. CABINET DEPTH: 20-1/2"
SOFT CLOSE
COLOR: GRAY & CHROME
DOOR WIDTH: 16-5/16" FIXED
BLIND CORNER WIDTH [DIM(X)]: 23-1/2" FIXED
HARDWARE FIXED TO THE DOOR



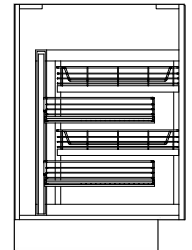
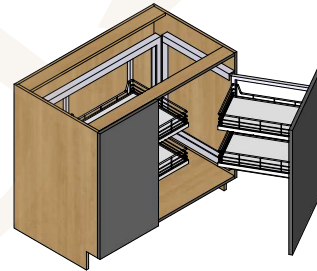
MAGIC CORNER I-L
(BLIND CORNER: LEFT)

SUB-OPTION

2 - CABINET WIDTH: 40" FIXED
(#WEBKIT1008356 + #016211100 SHOCK-ABSORBING DEVICE)
FOR CABINET POSITION, REFER TO [BLIND CORNER INFORMATION](#)

CABINET'S LIMITATIONS & ACCESSORY DETAILS

MIN. CABINET HEIGHT: 23" + TOE KICK HEIGHT
MIN. FINGER GRIP CABINET HEIGHT: 24-1/4" + TKH
MIN. CABINET DEPTH: 20-1/2"
SOFT CLOSE
COLOR: GRAY & CHROME
DOOR WIDTH: 16-5/16" FIXED
BLIND CORNER WIDTH [DIM(X)]: 23-1/2" FIXED
HARDWARE FIXED TO THE DOOR



46

LEMANS II

TWO SHELVES STORAGE SOLUTION FOR BLIND CORNER
WEB VIDEO LINK: <https://youtu.be/-Ls6TiQg138>

LEMANS II-R

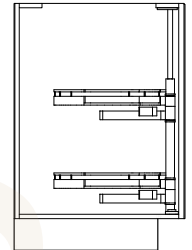
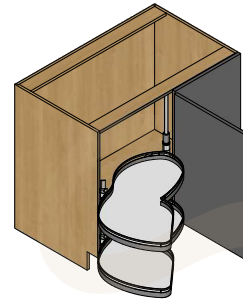
(BLIND CORNER: RIGHT)

SUB-OPTION

1 - CABINET WIDTH: 40" FIXED (#WEBKIT1214270)
FOR CABINET POSITION, REFER TO [BLIND CORNER INFORMATION](#)

CABINET'S LIMITATIONS & ACCESSORY DETAILS

MIN. CABINET HEIGHT: 23-1/4" + TOE KICK HEIGHT
MIN. FINGER GRIP CABINET HEIGHT: 24-1/2" + TKH
MIN. CABINET DEPTH: 20-1/2"
SOFT CLOSE
COLOR: GRAY & CHROME
DOOR WIDTH: 18-5/16" FIXED
BLIND CORNER WIDTH [DIM(X)]: 21-1/2" FIXED



LEMANS II-L

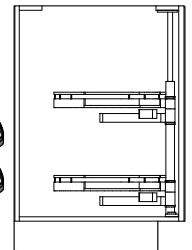
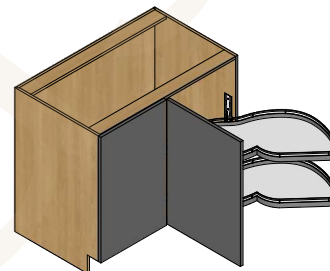
(BLIND CORNER: LEFT)

SUB-OPTION

2 - CABINET WIDTH: 40" FIXED (#WEBKIT1214268)
FOR CABINET POSITION, REFER TO [BLIND CORNER INFORMATION](#)

CABINET'S LIMITATIONS & ACCESSORY DETAILS

MIN. CABINET HEIGHT: 23-1/4" + TOE KICK HEIGHT
MIN. FINGER GRIP CABINET HEIGHT: 24-1/2" + TKH
MIN. CABINET DEPTH: 20-1/2"
SOFT CLOSE
COLOR: GRAY & CHROME
DOOR WIDTH: 18-5/16" FIXED
BLIND CORNER WIDTH [DIM(X)]: 21-1/2" FIXED



60

POWER SLIDE PRO ARC

TWO SHELVES STORAGE SOLUTION FOR BLIND CORNER
WEB VIDEO LINK: <https://youtu.be/hkwGhs736qY>

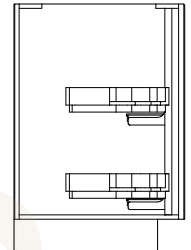
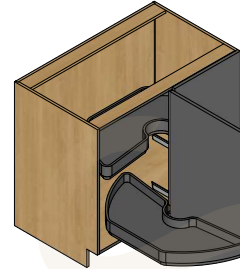
POWER SLIDE PRO ARC-R
(BLIND CORNER: RIGHT)

SUB-OPTION

1 - CABINET WIDTH: 40" FIXED (#9591910)
FOR CABINET POSITION, REFER TO [BLIND CORNER INFORMATION](#)

CABINET'S LIMITATIONS & ACCESSORY DETAILS

MIN. CABINET HEIGHT: 26" + TOE KICK HEIGHT
MIN. FINGER GRIP CABINET HEIGHT: 27-1/2" + TKH
MIN. CABINET DEPTH: 20"
SOFT CLOSE
COLOR: DARK GRAY
DOOR WIDTH: 17-3/4" FIXED
BLIND CORNER WIDTH [DIM(X)]: 22-1/16" FIXED
LOAD CAPACITY: 20KG (44.1LB) PER TRAY



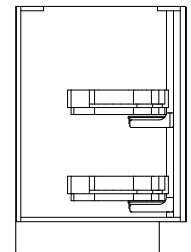
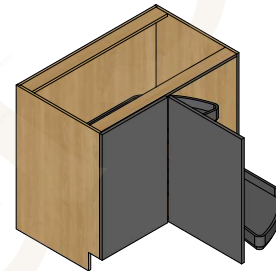
POWER SLIDE PRO ARC-L
(BLIND CORNER: LEFT)

SUB-OPTION

2 - CABINET WIDTH: 40" FIXED (#9592910)
FOR CABINET POSITION, REFER TO [BLIND CORNER INFORMATION](#)

CABINET'S LIMITATIONS & ACCESSORY DETAILS

MIN. CABINET HEIGHT: 26" + TOE KICK HEIGHT
MIN. FINGER GRIP CABINET HEIGHT: 27-1/2" + TKH
MIN. CABINET DEPTH: 20"
SOFT CLOSE
COLOR: DARK GRAY
DOOR WIDTH: 17-3/4" FIXED
BLIND CORNER WIDTH [DIM(X)]: 22-1/16" FIXED
LOAD CAPACITY: 20KG (44.1LB) PER TRAY



26

LAZY SUSAN PIVOTING TRAYS

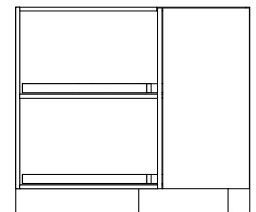
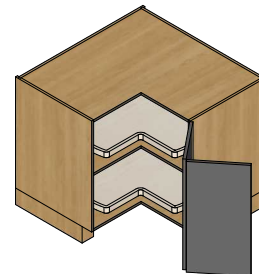
STORAGE FOR CORNER CABINETS

SUB-OPTION

1 - LAZY SUSAN PIVOTING TRAYS 28 (#8228151)

CABINET'S LIMITATIONS & ACCESSORY DETAILS

TRAY DIAMETER: 28"
MIN. CABINET WIDTH: 33-1/2"
MIN. CABINET HEIGHT: 26-1/4" + TOE KICK HEIGHT
MIN. CABINET DEPTH: 22"
COLOR: MAPLE VENEER WITH A CATALYZED CLEARCOAT FINISH
TOTAL CAPACITY PER TRAY: 45.4KG (100LB)
THIS ACCESSORY KIT INCLUDES 2 TRAYS



SUB-OPTION

2 - LAZY SUSAN PIVOTING TRAYS 32 (#8232151)

CABINET'S LIMITATIONS & ACCESSORY DETAILS

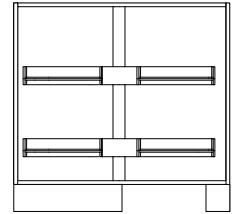
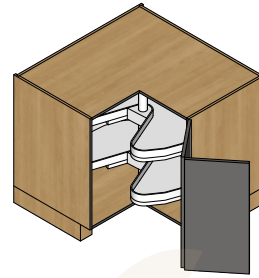
TRAY DIAMETER: 32"
MIN. CABINET WIDTH: 37-1/2"
MIN. CABINET HEIGHT: 26-1/4" + TOE KICK HEIGHT
MIN. CABINET DEPTH: 24"
COLOR: MAPLE VENEER WITH A CATALYZED CLEARCOAT FINISH
TOTAL CAPACITY PER TRAY: 68KG (150LB)
THIS ACCESSORY KIT INCLUDES 2 TRAYS

CORNER CABINETS STORAGE SYSTEMS

27 LAZY SUSAN PRO ARC STORAGE FOR CORNER CABINETS (#9776100)

CABINET'S LIMITATIONS & DETAILS

TRAY DIAMETER: 31-7/8"
MIN. CABINET WIDTH: 36-1/2"
CABINET HEIGHT: 29-3/4" TO 31-3/4" + TOE KICK HEIGHT
MIN. CABINET DEPTH: 22"
COLOR: GRAY
TOTAL CAPACITY PER TRAY: 20KG (44.1LB)
THIS ACCESSORY KIT INCLUDES 2 TRAYS



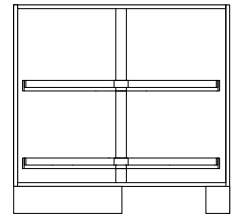
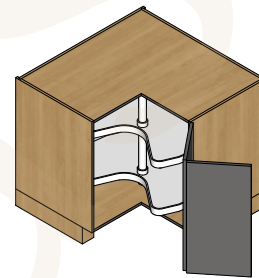
28 LAZY SUSAN 3/4 SWIVELING STORAGE FOR CORNER CABINETS

SUB-OPTION

1 - LAZY SUSAN 3/4 SWIVELING 28 (#P28K30)

CABINET'S LIMITATIONS & DETAILS

TRAY DIAMETER: 28"
MIN. CABINET WIDTH: 33"
CABINET HEIGHT: 22-3/4" TO 34" + TOE KICK HEIGHT
MIN. CABINET DEPTH: 21-3/4"
COLOR: WHITE
TOTAL CAPACITY PER TRAY: 15.9KG (35LB)
THIS ACCESSORY KIT INCLUDES 2 TRAYS



SUB-OPTION

2 - LAZY SUSAN 3/4 SWIVELING 32 (#P32K30)

CABINET'S LIMITATIONS & DETAILS

TRAY DIAMETER: 32"
MIN. CABINET WIDTH: 37-1/4"
CABINET HEIGHT: 22-3/4" TO 34" + TOE KICK HEIGHT
MIN. CABINET DEPTH: 23-1/2"
COLOR: WHITE
TOTAL CAPACITY PER TRAY: 15.9KG (35LB)
THIS ACCESSORY KIT INCLUDES 2 TRAYS